

WRITING SUPPORT

Use this resource as an intervention, in-lesson differentiation, or as extra writing practise. The intention of this resource is to scaffold your SEND and EAL children towards writing their own descriptive sentences.

The task is broken down into 'Label', 'Describe' and 'Write'.

The child starts by labelling the picture, pointing out anything they can see.

Next, they develop on these ideas with adjectives, with some ideas given and space to add their own. Finally, there's an open-ended or supported section for writing sentences, which can be skipped if the child has enough ideas to need no further support and feels limited by the parts of the image captured to guide their thinking.

A day at the park







LABEL

What can you see?



DESCRIBE

Add adjectives to describe what you can see, here's some to help you.



Can you add 3 of your own?

WRITE

Use your descriptions to complete these sentences.



I can see

balloons.



I can see

trees.



I can see

children.



I can see

WRITE

Use your descriptions to write sentences.



